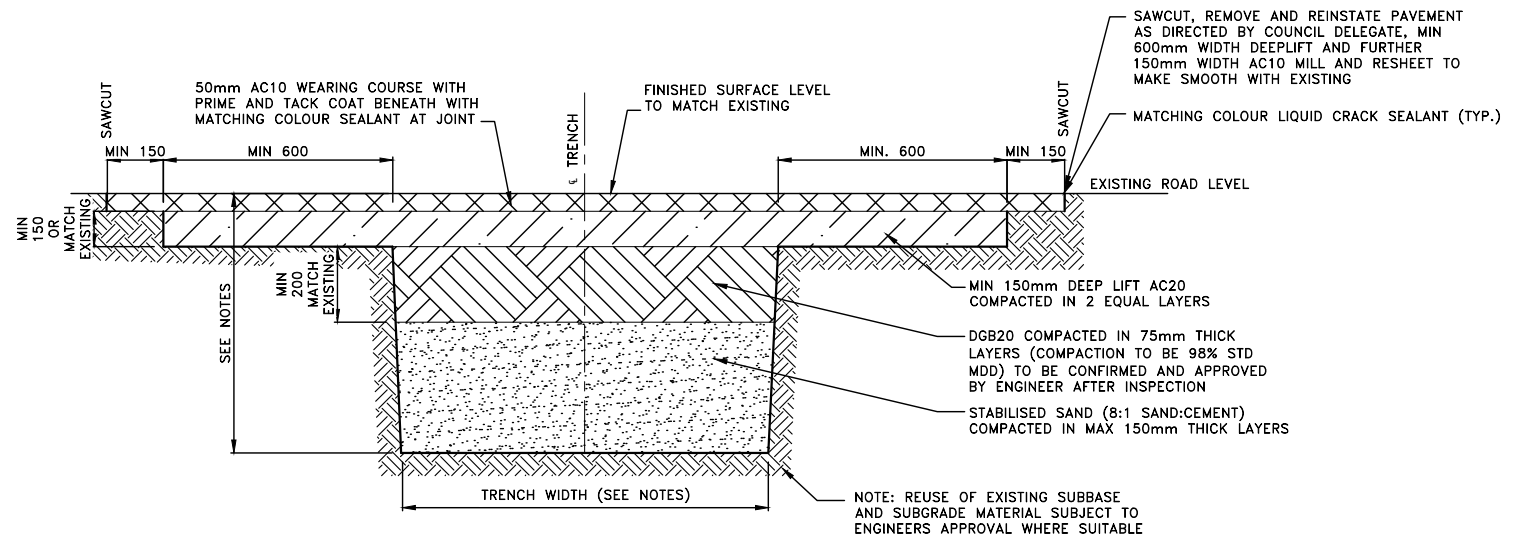
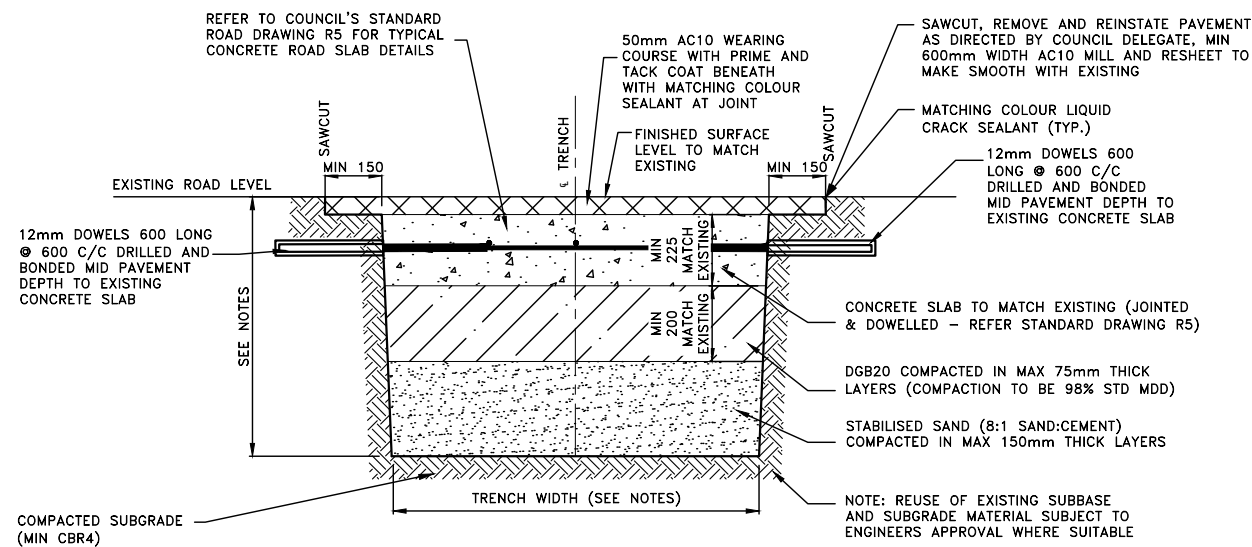


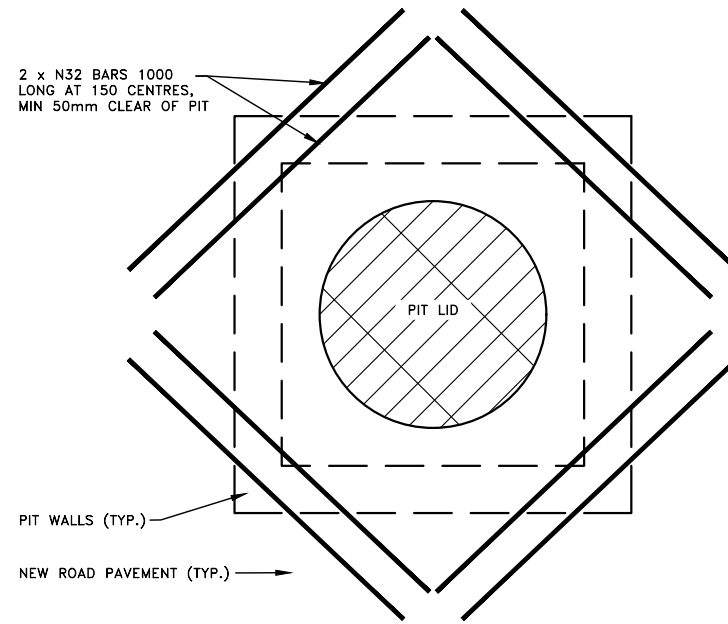
TRENCH RESTORATION (CONCRETE PAVEMENT)



TRENCH RESTORATION (FLEXIBLE PAVEMENT)



TRENCH RESTORATION (CONCRETE PAVEMENT WITH AC OVERLAY)



TYPICAL REINFORCEMENT AROUND UTILITY PIT

NOTES

1. THE WORKS SHALL COMPLY WITH THE CURRENT AND RELEVANT AUSTRALIAN STANDARDS AND TNSW TECHNICAL DIRECTIONS AND GUIDELINES, UNLESS INSTRUCTED OTHERWISE BY THE COUNCIL DELEGATE.
2. DESIGN AND CONSTRUCTION OF WORKS INCLUDING KERBS, GUTTERS, VEHICULAR CROSSINGS, KERB RAMPS, STORMWATER INFRASTRUCTURE, AND THE LIKE, ON STATE ROADS TO BE APPROVED BY TNSW AND TO THE SATISFACTION OF THE COUNCIL DELEGATE.
3. IN UNDERTAKING TRENCH EXCAVATION, THE CONTRACTOR SHALL PROVIDE ANY SHORING, SHEET PILING OR OTHER STABILISATION OF THE TRENCH NECESSARY TO COMPLY WITH OH&S REGULATION REQUIREMENTS. THE SIDES ARE NOT TO BE LOADED & SHALL BE KEPT CLEAR OF LOOSE MATERIAL ETC. SAFE ACCESS & EGRESS SHALL BE PROVIDED AT ALL TIMES.
4. **TRANSVERSE TRENCH:** BENCHING WIDTH FOR WEARING COURSE AND DEEP LIFT TO BE MINIMUM 600mm.
5. **LONGITUDINAL TRENCH:** BENCHING WIDTH FOR WEARING COURSE TO BE FULL LANE WIDTH. DEEP LIFT TO BE 600mm ONLY.
6. THE TRENCH SHALL BE EXCAVATED TO A WIDTH 1.4 TIMES THE EXTERNAL DIAMETER OF THE PIPE, OR TO THE EXTERNAL DIAMETER OF THE PIPE PLUS 300mm ON EACH SIDE, WHICHEVER IS THE GREATER. EXCAVATION ON PAVEMENTS SHALL BE FROM EXISTING JOINTS WHERE AVAILABLE OR OTHERWISE SHALL BE SAWN ALONG ALL EDGES.
7. ALL REINFORCEMENT TO BE HOT DIP GALVANISED TO AS4671 WITH MINIMUM 50 COVER.
8. RE-SHEET MINIMUM 600mm WIDTH OF DEEP LIFT PAVEMENT AND A FURTHER 150mm WIDTH OF AC10 WEARING COURSE ADJACENT NEW KERB, GUTTER, DISH CROSSINGS OR LAYBACKS. REFER TO STANDARD DETAIL R6 FOR FURTHER DETAIL.
9. CONTRACTOR TO OBTAIN & LOCATE ALL SERVICES PRIOR TO WORKS COMMENCING. UTILITY SERVICE COVERS ARE TO BE ADJUSTED TO SUIT DESIGN FINISHED SURFACE LEVELS. UTILITY COVERS TO BE CLASS D OR EQUIVALENT, OR AS SPECIFIED BY UTILITY ASSET OWNER.
10. COUNCIL'S DELEGATE TO INSPECT FOR ALL UNSOUND AREAS BEFORE PROFILING AC PAVEMENT AND AFTER PROOF ROLLING. WEAK SECTIONS ARE TO BE IDENTIFIED AND HEAVY-PATCHED TO A NOMINAL THICKNESS OF 150mm WITH AC28 BEFORE RESEALING IN ACCORDANCE TO TYPICAL CROSS-SECTION.
11. UNLESS SPECIFIED, OVERLAY TO CONSIST OF 50mm THICK AC10.
12. UNLESS SPECIFIED, CRACK SEALANT FOR FLEXIBLE PAVEMENT TO BE BITULASTIC BITUFLEX OR APPROVED EQUIVALENT.
13. UNLESS SPECIFIED, CRACK SEALANT FOR RIGID PAVEMENT TO BE "DOW CORNING 888" OR APPROVED EQUIVALENT.
14. INSPECTIONS ARE REQUIRED AT THE FOLLOWING STAGES AND AS OTHERWISE DIRECTED BY THE COUNCIL DELEGATE. DO NOT CONTINUE UNTIL APPROVAL RECEIVED FROM COUNCIL DELEGATE.
 - A) SUBGRADE TRIMMED AND CONSOLIDATED PRIOR TO FIRST PAVEMENT COURSE. (NOTE: SINGLE AXLE TRUCK WITH 8t LOAD TO BE AVAILABLE FOR PAVEMENT TEST).
 - B) EACH PAVEMENT LAYER SPREAD AND COMPACTED. (NOTE: SINGLE AXLE TRUCK WITH 8t LOAD TO BE AVAILABLE FOR PAVEMENT TEST).
 - C) PAVEMENT COMPLETED PRIOR TO SEALING.
15. **CONCRETE WORKS**
 - D) SUBGRADE TRIMMED AND CONSOLIDATED.
 - E) EXCAVATION COMPLETED, FORMWORK AND REINFORCEMENT SET.
 - F) CONCRETE FORMED AND CURED.
16. THE CONCRETE IS TO USE TYPE A PORTLAND CEMENT AND IS NOT TO BE ARTIFICIALLY COLOURED, STENCILLED, STAMPED OR PATTERNED. MATCH NEW PAVEMENT NEATLY AND FLUSH WITH EXISTING.
17. ALL LINEMARKING & SIGNPOSTING AFFECTED BY WORKS IS TO BE REINSTATED IN ACCORDANCE WITH AS 1742 & THE TNSW INTERIM GUIDE TO SIGNS & MARKINGS.
18. LEVELS FOR REINSTATEMENT WORKS TO MATCH EXISTING, UNLESS INSTRUCTED OTHERWISE BY THE COUNCIL DELEGATE.
19. MATCH NEW PAVEMENT NEATLY AND FLUSH WITH EXISTING.
20. ALL DIMENSIONS ARE IN MILLIMETERS UNLESS OTHERWISE SHOWN.

NOTE
ANY CONSTRUCTION WITHIN THE PUBLIC DOMAIN REQUIRES COUNCIL APPROVAL. NON-APPROVED WORKS AND STRUCTURES MAY BE REQUIRED TO BE REMOVED AND THE EXISTING REINSTATED AT THE CONTRACTORS OR DEVELOPERS COST

								SURVEYED BY: N/A DATE: N/A COORDINATION: N/A DATUM: N/A				CIVIL DESIGN, MAJOR PROJECTS Level 1, 87-89 Oxford Street, Bondi Junction, NSW, 2022 PO Box 9, Bondi Junction NSW 1555 Tel: (02) 9083 8000 Email: info@waverley.nsw.gov.au Web: www.waverley.nsw.gov.au				APPROVED: DATE SIGNED: SCALE AS SHOWN @ A3: PLAN: LONG-SECTION VERT: - CROSS-SECTION VERT: -				Project Name: STANDARD DRAWING - ROADS - R8 Drawing Title: TRENCH RESTORATION (UTILITY)				PROJ No: WC STD DRW TRIM No: XXXX		Drawing No: R8 Issue: A	
A	ORIGINAL ISSUE	11/10/24	AM	AM	NZ																						
ISSUE	ISSUE DESCRIPTION	DATE	DRN	DES	VER	ISSUE	ISSUE DESCRIPTION	DATE	DRN	DES	VER																