LEGEND

EJ	EXPANSION JOINT
TJ	TOOL JOINT
IJ	ISOLATION JOINT

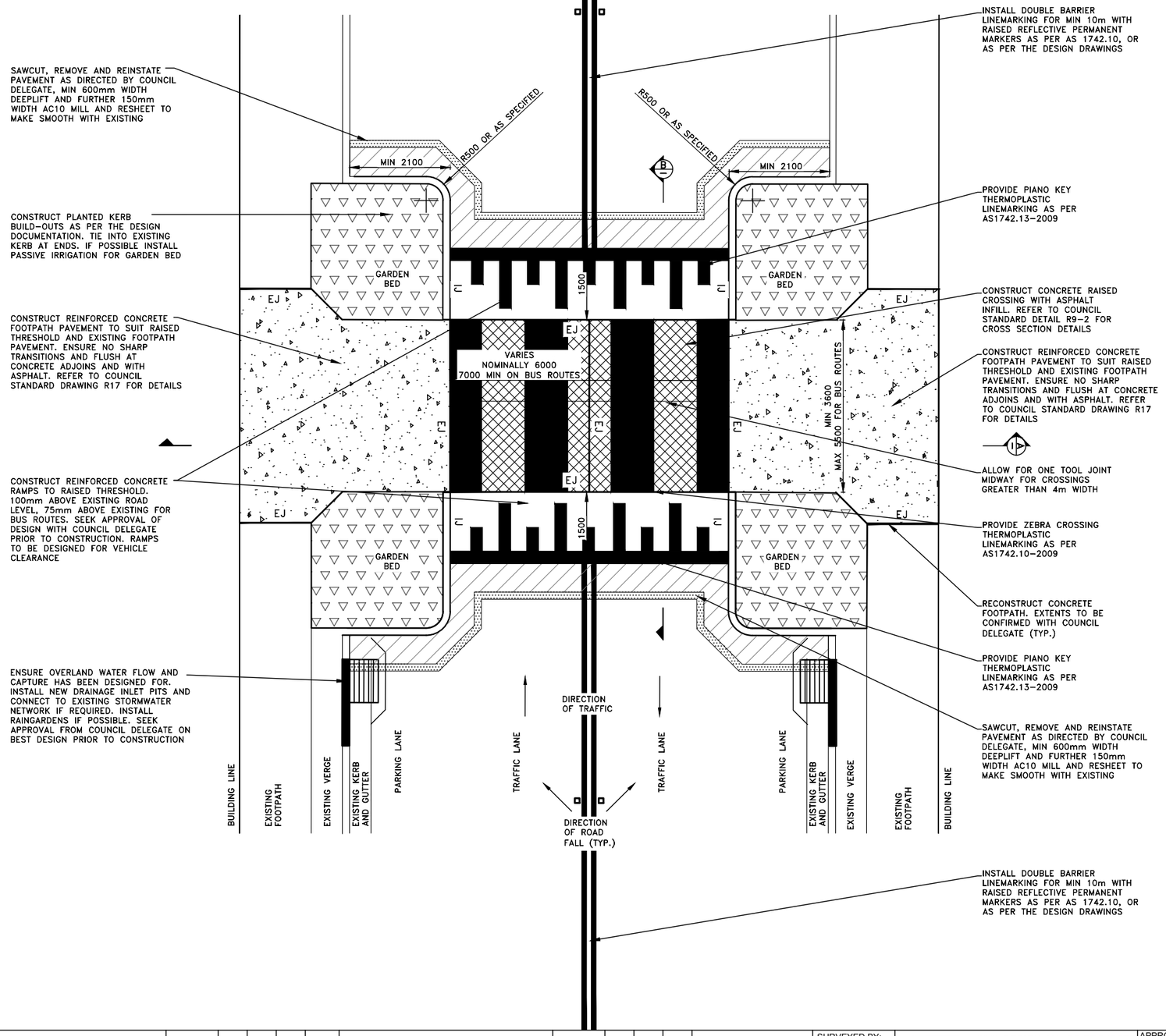

NOTE: SUBMIT DESIGN PLANS SHOWING LAYOUT AND SECTIONS SHOWING DETAIL OF CONSTRUCTION AND VERTICAL CLEARANCE CHECK FOR COUNCIL DELEGATE APPROVAL PRIOR TO CONSTRUCTION

NOTES

1. THE WORKS SHALL COMPLY WITH THE CURRENT AND RELEVANT AUSTRALIAN STANDARDS AND TfNSW TECHNICAL DIRECTIONS AND GUIDELINES, UNLESS INSTRUCTED OTHERWISE BY THE COUNCIL DELEGATE.
2. VEHICULAR RAMPS AND THRESHOLD TO BE DESIGNED TO SUIT EXISTING CONDITIONS WITH HORIZONTAL AND VERTICAL CLEARANCE TO AS2890.1. TO BE APPROVED BY COUNCIL DELEGATE PRIOR TO CONSTRUCTION.
3. DESIGN AND CONSTRUCTION OF WORKS INCLUDING KERBS, GUTTERS, VEHICULAR CROSSINGS, KERB RAMPS, STORMWATER INFRASTRUCTURE, AND THE LIKE, ON STATE ROADS TO BE APPROVED BY TfNSW AND TO THE SATISFACTION OF THE COUNCIL DELEGATE.
4. ROAD BASE TO BE EXTENDED BENEATH KERBS, GUTTERS, APRONS AND DISH CROSSINGS. 150mm THICK RECYCLED COMPACTED DGB20 OR 150mm THICK LEAN MIX CONCRETE, COMPACTED TO 98% S.D.D.
5. CONCRETE TO BE OF 32MPa COMPRESSIVE STRENGTH AT 28 DAYS FOR KERBING AND GUTTERING, LAYBACKS, VEHICULAR CROSSINGS AND MISCELLANEOUS KERBING AND EDGE STRIP.
6. REFER TO COUNCIL STANDARD DRAWING R5 FOR CONCRETE ROAD PAVEMENT DETAILS.
7. ALL EDGES SHALL BE TOOL FINISHED WITH 12mm RADIUS 50mm WIDE EDGING TOOL.
8. CONCRETE FINISH FOR KERBS, GUTTERS, APRONS AND CROSSINGS TO BE STEEL TROWEL.
9. PROVIDE EXPANSION JOINTS FOR FOOTPATH PAVEMENT AS APPROPRIATE BUT SPACED NOT MORE THAN 6m AND TOOL JOINTS EVERY 1.5m, OR AS SPECIFIED. JOINTS SHALL BE STRAIGHT, CONTINUOUS AND NORMAL TO BOUNDARIES AND EDGES. PROVIDE FULL DEPTH EXPANSION JOINTS TO BOUNDARIES, STRUCTURES, KERBS, EDGES AND THE LIKE.
10. PROPERTY STORMWATER OUTLET TO BE 125x75x4 RHS, OR TO SUIT EXISTING, MAINTAINING GRAVITY TO FALL TO K&G. INVERT OF OUTLET TO BE LEVEL WITH INVERT OF GUTTER AND MIN 200mm FROM END OF DRIVEWAY OR KERB RAMP LAYBACK.
11. LEVEL AT BUILDING ALIGNMENT IS TO COMPLY WITH LEVELS ISSUED IN THE DEVELOPMENT CONSENT, UNLESS OTHERWISE STATED BY THE COUNCIL DELEGATE.
12. THE CONCRETE IS TO USE TYPE A PORTLAND CEMENT AND IS NOT TO BE ARTIFICIALLY COLOURED, STENCILLED, STAMPED OR PATTERNED.
13. ALL REINFORCEMENT TO BE HOT DIP GALVANISED TO AS4671 WITH MINIMUM 50 COVER.
14. RE-SHEET MINIMUM 600mm WIDTH OF DEEP LIFT PAVEMENT AND A FURTHER 150mm WIDTH OF AC10 WEARING COARSE ADJACENT NEW KERB, GUTTER, DISH CROSSINGS OR LAYBACKS. REFER TO STANDARD DETAIL R6 FOR FURTHER DETAIL.
15. EXCAVATION ON PAVEMENTS SHALL BE FROM EXISTING JOINTS WHERE AVAILABLE OR OTHERWISE SHALL BE SAWN ALONG ALL EDGES.
16. CONTRACTOR TO OBTAIN & LOCATE ALL SERVICES PRIOR TO WORKS COMMENCING. UTILITY SERVICE COVERS ARE TO BE ADJUSTED TO SUIT DESIGN FINISHED SURFACE LEVELS. UTILITY COVERS TO BE CLASS D OR EQUIVALENT, OR AS SPECIFIED BY UTILITY ASSET OWNER.
17. COUNCIL'S DELEGATE TO INSPECT FOR ALL UNSOUND AREAS BEFORE PROFILING AC PAVEMENT AND AFTER PROOF ROLLING. WEAK SECTIONS ARE TO BE IDENTIFIED AND HEAVY-PATCHED TO A NOMINAL THICKNESS OF 150mm WITH AC28 BEFORE RESEALING IN ACCORDANCE TO TYPICAL CROSS-SECTION.
18. UNLESS SPECIFIED, OVERLAY TO CONSIST OF 50mm THICK AC10.
19. UNLESS SPECIFIED, CRACK SEALANT FOR FLEXIBLE PAVEMENT TO BE BITULASTIC BITUFLEX OR APPROVED EQUIVALENT.
20. UNLESS SPECIFIED, CRACK SEALANT FOR RIGID PAVEMENT TO BE "DOW CORNING 888" OR APPROVED EQUIVALENT.
21. INSPECTIONS ARE REQUIRED AT THE FOLLOWING STAGES AND AS OTHERWISE DIRECTED BY THE COUNCIL DELEGATE. DO NOT CONTINUE UNTIL APPROVAL RECEIVED FROM COUNCIL DELEGATE.

    ROAD PAVEMENT

    A) SUBGRADE TRIMMED AND CONSOLIDATED PRIOR TO FIRST PAVEMENT COURSE. (NOTE: SINGLE AXLE TRUCK WITH 8t LOAD TO BE AVAILABLE FOR PAVEMENT TEST).
    B) EACH PAVEMENT LAYER SPREAD AND COMPACTED. (NOTE: SINGLE AXLE TRUCK WITH 8t LOAD TO BE AVAILABLE FOR PAVEMENT TEST).
    C) PAVEMENT COMPLETED PRIOR TO SEALING.

    CONCRETE WORKS

    A) SUBGRADE TRIMMED AND CONSOLIDATED.
    B) EXCAVATION COMPLETED, FORMWORK AND REINFORCEMENT SET.
    C) CONCRETE FORMED AND CURED.
22. RECONSTRUCT FOOTPATH EACH SIDE OF THRESHOLD TO MATCH EXISTING LEVELS, UNLESS OTHERWISE DIRECTED BY THE COUNCIL DELEGATE. FOOTPATH CROSS FALL TO BE MAXIMUM 2% AND MINIMUM 1%. MAXIMUM LONGITUDINAL GRADE OF 5%. SEEK APPROVAL FROM COUNCIL DELEGATE FOR FALLS OUTSIDE OF THIS RANGE.
23. CONTRACTOR TO SUPPLY AND LAY TURF TO AREA AFFECTED BY PROPOSED WORKS OR AS DIRECTED BY THE COUNCIL DELEGATE.
    - THE SPECIES OF TURF TO BE "SOFT LEAF SHADEMASTER BUFFALO" UNLESS DIRECTED OTHERWISE
    - THE TURF SHOULD BE PLACED ON A MINIMUM 100mm DEEP LAYER OF IMPORTED TURF UNDERLAY TOPSOIL
    - SUBSOIL SHOULD BE CULTIVATED TO A MINIMUM DEPTH OF 100mm
    - IRRIGATE THE TURF TWICE A WEEK FOR 12 WEEKS
24. FOR TURFING NOTES REFER TO WAVERLEY COUNCIL STANDARD DRAWING R18.
25. SEEK GUIDANCE AND CONFIRM PLANTING SPECIES WITH COUNCIL DELEGATE PRIOR TO CONSTRUCTION. FOR PLANTING NOTES REFER TO WAVERLEY COUNCIL PUBLIC DOMAIN MANUAL.
26. MATCH NEW PAVEMENT NEATLY AND FLUSH WITH EXISTING.
27. LEVELS FOR REINSTATEMENT WORKS TO MATCH EXISTING, UNLESS INSTRUCTED OTHERWISE BY THE COUNCIL DELEGATE.
28. ALL DIMENSIONS ARE IN MILLIMETERS UNLESS OTHERWISE SHOWN.

ISSUE	ISSUE DESCRIPTION	DATE	DRN	DES	VER	ISSUE	ISSUE DESCRIPTION	DATE	DRN	DES	VER
A	ORIGINAL ISSUE	11/10/24	AM	AM	NZ						

BEFORE YOU DIG www.byda.com.au

SURVEYED BY: N/A
DATE: N/A
COORDINATION: N/A
DATUM: N/A

WAVERLEY COUNCIL
CIVIL DESIGN, MAJOR PROJECTS
Level 1, 87-99 Oxford Street, Bondi Junction, NSW, 2022
PO Box 9, Bondi Junction NSW 1355
Tel. (02) 9083 8000
Email: info@waverley.nsw.gov.au
Web: www.waverley.nsw.gov.au

APPROVED:
DATE SIGNED:
SCALE AS SHOWN @ A3:
PLAN:
LONG-SECTION HORIZ: - VERT: -
CROSS-SECTION HORIZ: - VERT: -

Project Name: STANDARD DRAWING - ROADS - R9-1
PROJ No: WC STD DRW
TRIM No: XXXX

Drawing Title: TYPICAL WOMBAT CROSSING - PLAN DETAIL
Drawing No: R9-1
Issue: A

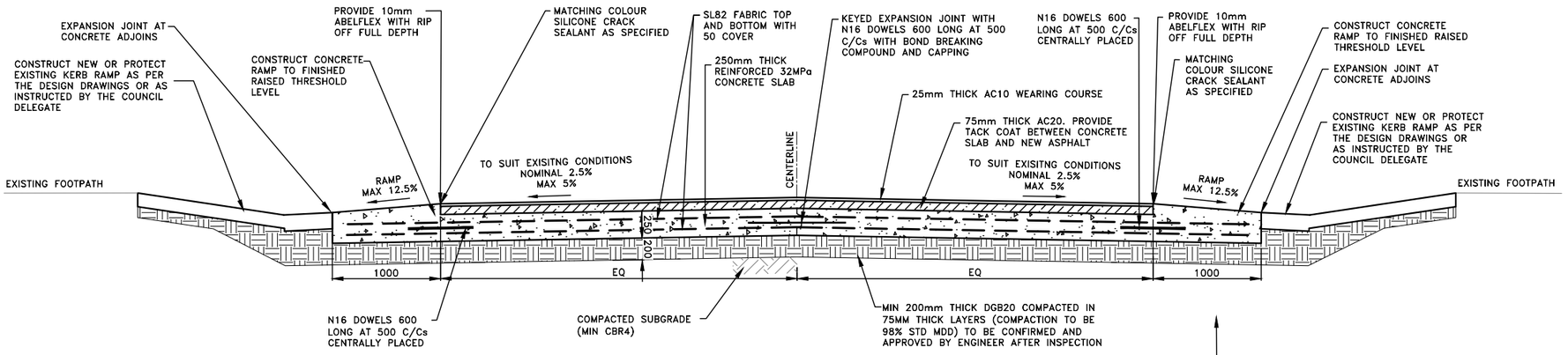

CROSS SECTION A – WITH KERB RAMPS AND GUTTER

NOT TO SCALE

NOTE: SUBMIT DESIGN PLANS SHOWING LAYOUT AND SECTIONS SHOWING DETAIL OF CONSTRUCTION AND VERTICAL CLEARANCE CHECK FOR COUNCIL DELEGATE APPROVAL PRIOR TO CONSTRUCTION

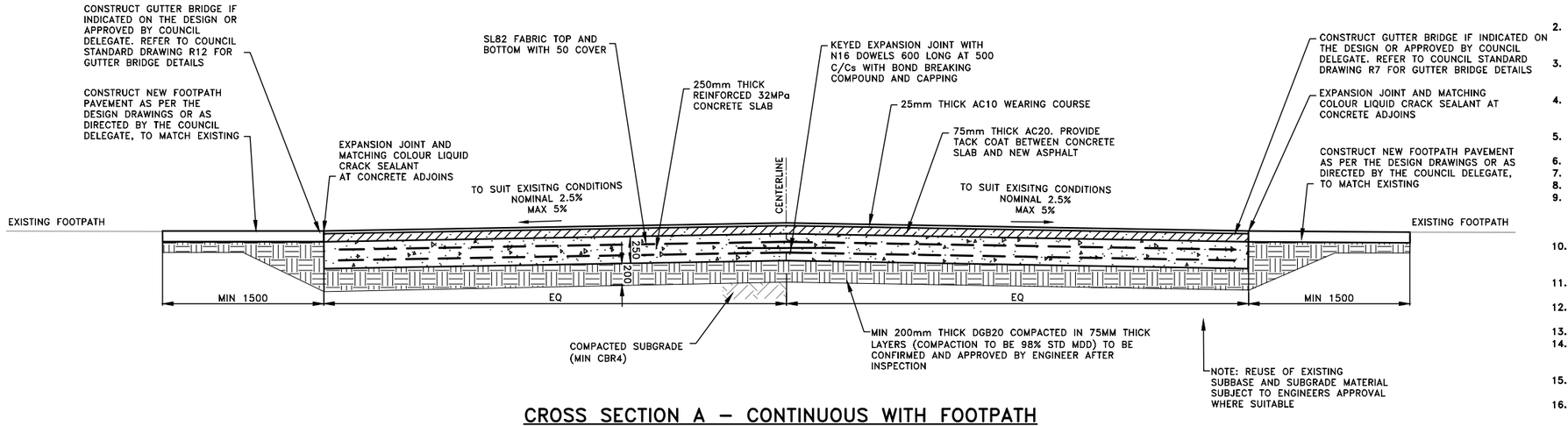

CROSS SECTION A – CONTINUOUS WITH FOOTPATH

NOT TO SCALE

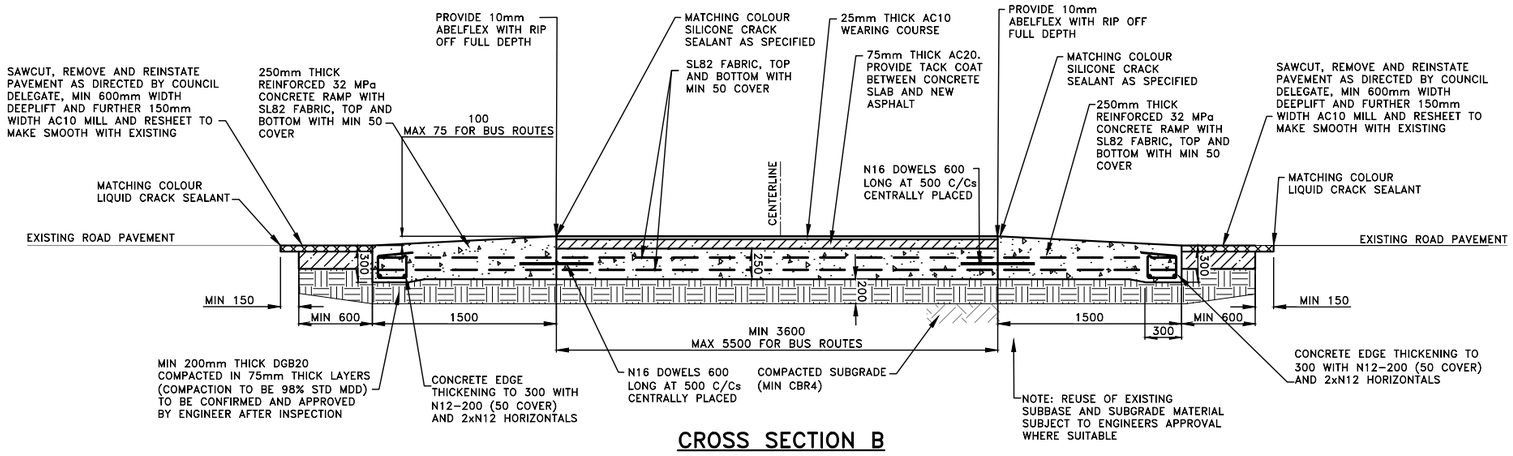

CROSS SECTION B

NOT TO SCALE

NOTES

1. THE WORKS SHALL COMPLY WITH THE CURRENT AND RELEVANT AUSTRALIAN STANDARDS AND TfNSW TECHNICAL DIRECTIONS AND GUIDELINES, UNLESS INSTRUCTED OTHERWISE BY THE COUNCIL DELEGATE.
2. VEHICULAR RAMPS AND THRESHOLD TO BE DESIGNED TO SUIT EXISTING CONDITIONS WITH HORIZONTAL AND VERTICAL CLEARANCE TO AS2890.1. TO BE APPROVED BY COUNCIL DELEGATE PRIOR TO CONSTRUCTION.
3. DESIGN AND CONSTRUCTION OF WORKS INCLUDING KERBS, GUTTERS, VEHICULAR CROSSINGS, KERB RAMPS, STORMWATER INFRASTRUCTURE, AND THE LIKE, ON STATE ROADS TO BE APPROVED BY TfNSW AND TO THE SATISFACTION OF THE COUNCIL DELEGATE.
4. ROAD BASE TO BE EXTENDED BENEATH KERBS, GUTTERS, APRONS AND DISH CROSSINGS. 150mm THICK RECYCLED COMPACTED DGB20 OR 150mm THICK LEAN MIX CONCRETE, COMPACTED TO 98% S.D.D.
5. CONCRETE TO BE OF 32MPa COMPRESSIVE STRENGTH AT 28 DAYS FOR KERBING AND GUTTERING, LAYBACKS, VEHICULAR CROSSINGS AND MISCELLANEOUS KERBING AND EDGE STRIP.
6. REFER TO COUNCIL STANDARD DRAWING R5 FOR CONCRETE ROAD PAVEMENT DETAILS.
7. ALL EDGES SHALL BE TOOL FINISHED WITH 12mm RADIUS 50mm WIDE EDGING TOOL.
8. CONCRETE FINISH FOR KERBS, GUTTERS, APRONS AND CROSSINGS TO BE STEEL TROWEL.
9. PROVIDE EXPANSION JOINTS FOR FOOTPATH PAVEMENT AS APPROPRIATE BUT SPACED NOT MORE THAN 6m AND TOOL JOINTS EVERY 1.5m, OR AS SPECIFIED. JOINTS SHALL BE STRAIGHT, CONTINUOUS AND NORMAL TO BOUNDARIES AND EDGES. PROVIDE FULL DEPTH EXPANSION JOINTS TO BOUNDARIES, STRUCTURES, KERBS, EDGES AND THE LIKE.
10. PROPERTY STORMWATER OUTLET TO BE 125x75x4 RHS, OR TO SUIT EXISTING, MAINTAINING GRAVITY TO FALL TO K&G. INVERT OF OUTLET TO BE LEVEL WITH INVERT OF GUTTER AND MIN 200mm FROM END OF DRIVEWAY OR KERB RAMP LAYBACK.
11. LEVEL AT BUILDING ALIGNMENT IS TO COMPLY WITH LEVELS ISSUED IN THE DEVELOPMENT CONSENT, UNLESS OTHERWISE STATED BY THE COUNCIL DELEGATE.
12. THE CONCRETE IS TO USE TYPE A PORTLAND CEMENT AND IS NOT TO BE ARTIFICIALLY COLOURED, STENCILLED, STAMPED OR PATTERNED.
13. ALL REINFORCEMENT TO BE HOT DIP GALVANISED TO AS4671 WITH MINIMUM 50 COVER.
14. RE–SHEET MINIMUM 600mm WIDTH OF DEEP LIFT PAVEMENT AND A FURTHER 150mm WIDTH OF AC10 WEARING COARSE ADJACENT NEW KERB, GUTTER, DISH CROSSINGS OR LAYBACKS. REFER TO STANDARD DETAIL R6 FOR FURTHER DETAIL.
15. EXCAVATION ON PAVEMENTS SHALL BE FROM EXISTING JOINTS WHERE AVAILABLE OR OTHERWISE SHALL BE SAWN ALONG ALL EDGES.
16. CONTRACTOR TO OBTAIN & LOCATE ALL SERVICES PRIOR TO WORKS COMMENCING. UTILITY SERVICE COVERS ARE TO BE ADJUSTED TO SUIT DESIGN FINISHED SURFACE LEVELS. UTILITY COVERS TO BE CLASS D OR EQUIVALENT, OR AS SPECIFIED BY UTILITY ASSET OWNER.
17. COUNCIL'S DELEGATE TO INSPECT FOR ALL UNSOUND AREAS BEFORE PROFILING AC PAVEMENT AND AFTER PROOF ROLLING. WEAK SECTIONS ARE TO BE IDENTIFIED AND HEAVY–PATCHED TO A NOMINAL THICKNESS OF 150mm WITH AC28 BEFORE RESEALING IN ACCORDANCE TO TYPICAL CROSS–SECTION.
18. UNLESS SPECIFIED, OVERLAY TO CONSIST OF 50mm THICK AC10.
19. UNLESS SPECIFIED, CRACK SEALANT FOR FLEXIBLE PAVEMENT TO BE BITULASTIC BITUFLEX OR APPROVED EQUIVALENT.
20. UNLESS SPECIFIED, CRACK SEALANT FOR RIGID PAVEMENT TO BE "DOW CORNING 888" OR APPROVED EQUIVALENT.
21. INSPECTIONS ARE REQUIRED AT THE FOLLOWING STAGES AND AS OTHERWISE DIRECTED BY THE COUNCIL DELEGATE. DO NOT CONTINUE UNTIL APPROVAL RECEIVED FROM COUNCIL DELEGATE.

    ROAD PAVEMENT

    A) SUBGRADE TRIMMED AND CONSOLIDATED PRIOR TO FIRST PAVEMENT COURSE. (NOTE: SINGLE AXLE TRUCK WITH 8t LOAD TO BE AVAILABLE FOR PAVEMENT TEST).
    B) EACH PAVEMENT LAYER SPREAD AND COMPACTED. (NOTE: SINGLE AXLE TRUCK WITH 8t LOAD TO BE AVAILABLE FOR PAVEMENT TEST).
    C) PAVEMENT COMPLETED PRIOR TO SEALING.

    CONCRETE WORKS

    A) SUBGRADE TRIMMED AND CONSOLIDATED.
    B) EXCAVATION COMPLETED, FORMWORK AND REINFORCEMENT SET.
    C) CONCRETE FORMED AND CURED.
22. RECONSTRUCT FOOTPATH EACH SIDE OF THRESHOLD TO MATCH EXISTING LEVELS, UNLESS OTHERWISE DIRECTED BY THE COUNCIL DELEGATE. FOOTPATH CROSS FALL TO BE MAXIMUM 2% AND MINIMUM 1%. MAXIMUM LONGITUDINAL GRADE OF 5%. SEEK APPROVAL FROM COUNCIL DELEGATE FOR FALLS OUTSIDE OF THIS RANGE.
23. CONTRACTOR TO SUPPLY AND LAY TURF TO AREA AFFECTED BY PROPOSED WORKS OR AS DIRECTED BY THE COUNCIL DELEGATE.
    - THE SPECIES OF TURF TO BE "SOFT LEAF SHADEMASTER BUFFALO" UNLESS DIRECTED OTHERWISE
    - THE TURF SHOULD BE PLACED ON A MINIMUM 100mm DEEP LAYER OF IMPORTED TURF UNDERLAY TOPSOIL
    - SUBSOIL SHOULD BE CULTIVATED TO A MINIMUM DEPTH OF 100mm
    - IRRIGATE THE TURF TWICE A WEEK FOR 12 WEEKS
24. FOR TURFING NOTES REFER TO WAVERLEY COUNCIL STANDARD DRAWING R18.
25. SEEK GUIDANCE AND CONFIRM PLANTING SPECIES WITH COUNCIL DELEGATE PRIOR TO CONSTRUCTION. FOR PLANTING NOTES REFER TO WAVERLEY COUNCIL PUBLIC DOMAIN MANUAL.
26. MATCH NEW PAVEMENT NEATLY AND FLUSH WITH EXISTING.
27. LEVELS FOR REINSTATEMENT WORKS TO MATCH EXISTING, UNLESS INSTRUCTED OTHERWISE BY THE COUNCIL DELEGATE.
28. ALL DIMENSIONS ARE IN MILLIMETERS UNLESS OTHERWISE SHOWN.

ISSUE	ISSUE DESCRIPTION	DATE	DRN	DES	VER	ISSUE	ISSUE DESCRIPTION	DATE	DRN	DES	VER
A	ORIGINAL ISSUE	11/10/24	AM	AM	NZ						

BEFORE YOU DIG www.byda.com.au

SURVEYED BY: N/A
DATE: N/A
COORDINATION: N/A
DATUM: N/A

WAVERLEY COUNCIL
CIVIL DESIGN, MAJOR PROJECTS
Level 1, 87-99 Oxford Street, Bondi Junction, NSW, 2022
PO Box 9, Bondi Junction NSW 1355
Tel. (02) 9083 8000
Email: info@waverley.nsw.gov.au
Web: www.waverley.nsw.gov.au

APPROVED:
DATE SIGNED:
SCALE AS SHOWN @ A3:
PLAN:
LONG-SECTION HORIZ: - VERT: -
CROSS-SECTION HORIZ: - VERT: -

Project Name: STANDARD DRAWING - ROADS - R9-2
PROJ No: WC STD DRW
TRIM No: XXXX
Drawing Title: TYPICAL WOMBAT CROSSING - SECTIONS
Drawing No: R9-2
Issue: A