



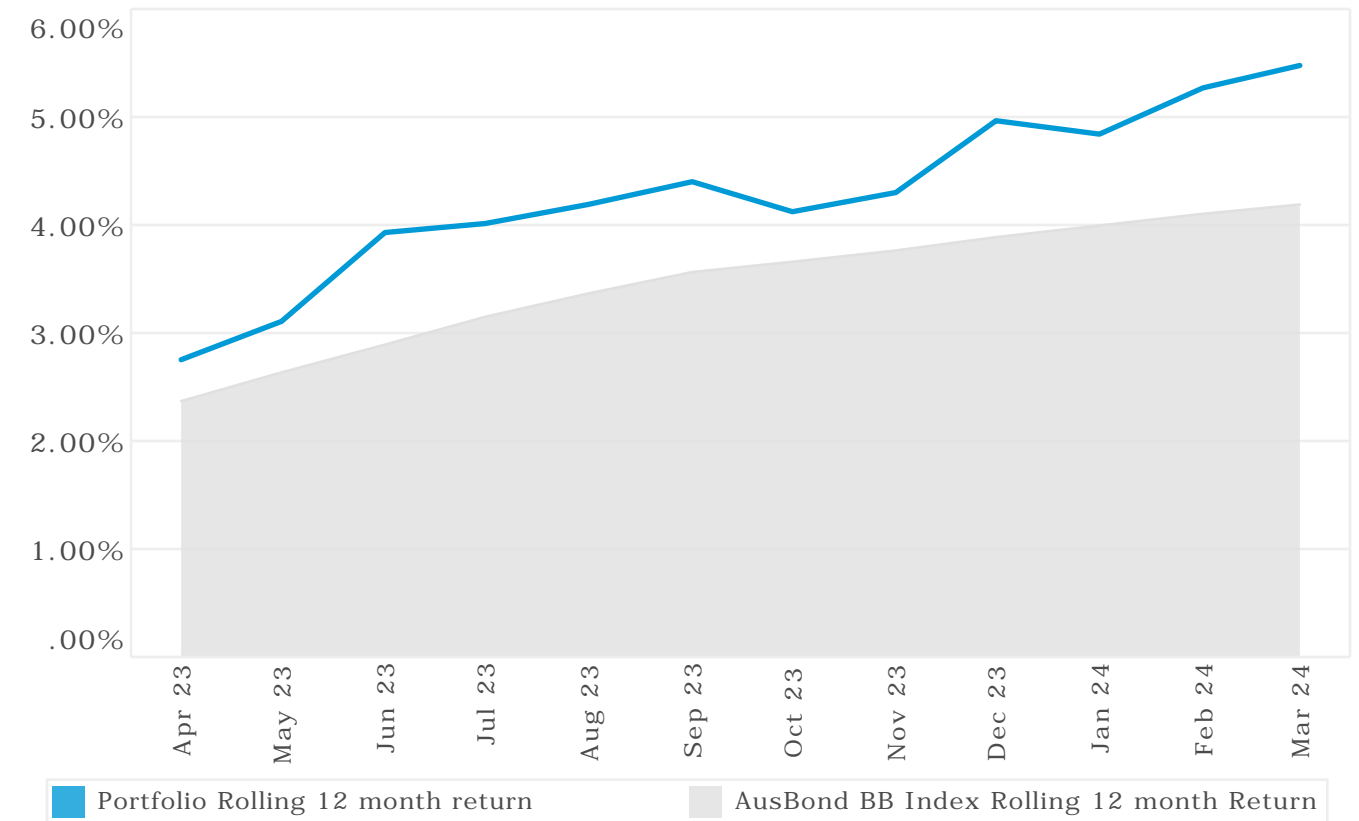
WAVERLEY  
COUNCIL

Investment Summary Report  
March 2024

Investment Holdings

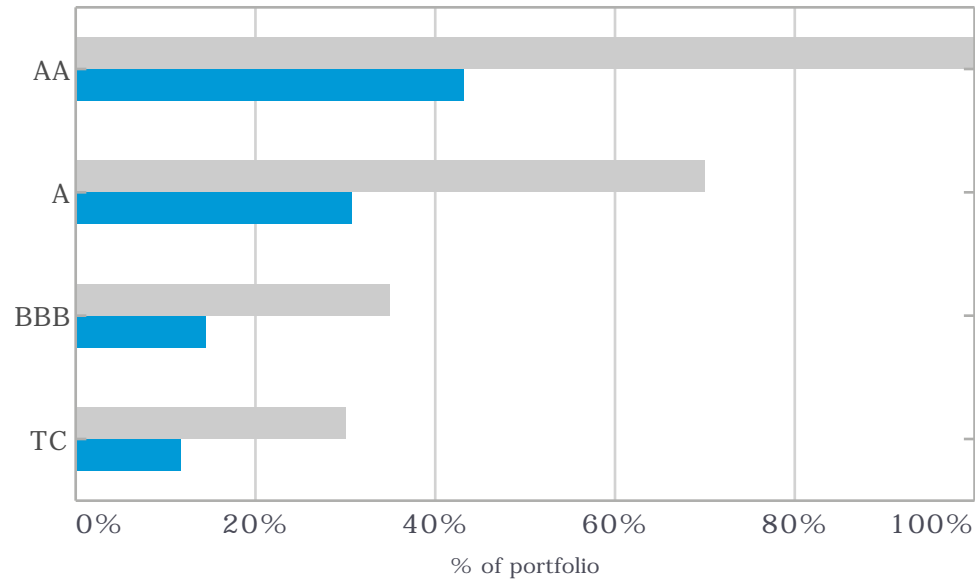
	Face Value (\$)	Current Value (\$)
Cash	7,398,830	7,398,830
Floating Rate Note	24,800,000	24,760,831
Managed Funds	15,496,479	15,496,479
Term Deposit	85,300,000	86,963,563
	132,995,309	134,619,704

Investment Performance

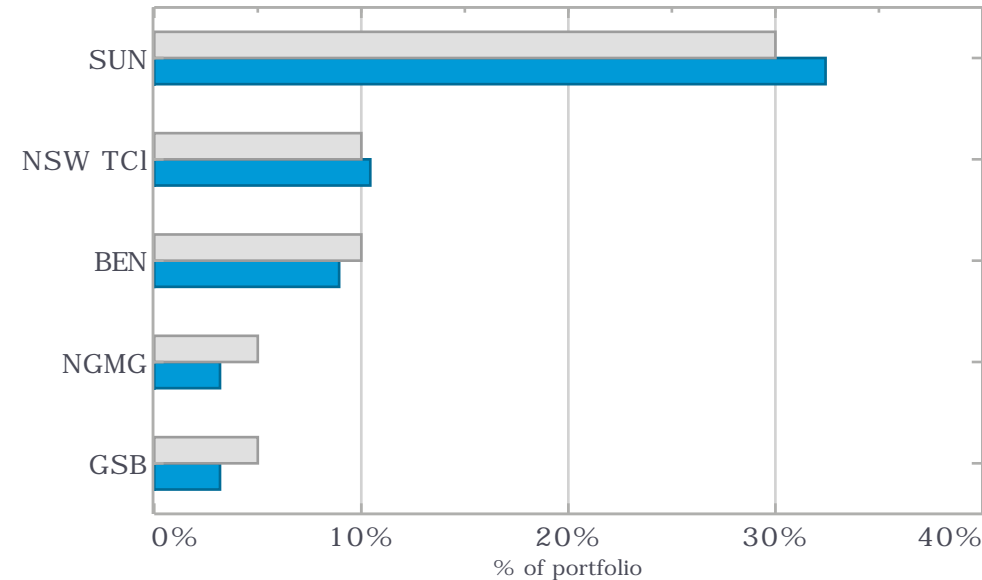


Investment Policy Compliance

Total Credit Exposure



Individual Institutional Exposures



Term to Maturities

	Face Value (\$)	Policy Max
Between 0 and 1 years	106,695,309	80% 100% a
Between 1 and 10 year:	26,300,000	20% 70% a
	132,995,309	

Specific Sub Limits

Between 3 and 10 year:	0	0%	50% a
Between 5 and 10 year:	0	0%	25% a

g Portfolio Exposure      g Investment Policy Limit

# Waverley Council

## Investment Holdings Report - March 2024



### Cash Accounts

Face Value (\$)	Current Rate (%)	Institution	Credit Rating	Current Value (\$)	Deal No.	Reference
7,740.50	0.0000%	Commonwealth Bank of Australia	AA-	7,740.50	120800	Eastgate CP
16,397.66	0.0000%	Commonwealth Bank of Australia	AA-	16,397.66	120799	Library CP
22,711.14	0.0000%	Commonwealth Bank of Australia	AA-	22,711.14	120801	Hollywood Av CP
29,377.55	0.0000%	Commonwealth Bank of Australia	AA-	29,377.55	120796	Cemetery Funds
52,359.06	0.0000%	Commonwealth Bank of Australia	AA-	52,359.06	370151	Library Gift
131,660.72	0.0000%	Commonwealth Bank of Australia	AA-	131,660.72	120795	Trust Funds
157,501.55	0.0000%	Commonwealth Bank of Australia	AA-	157,501.55	120797	Depositor Funds
597,845.17	0.0000%	Commonwealth Bank of Australia	AA-	597,845.17	120794	General Funds
6,383,236.58	4.3500%	Commonwealth Bank of Australia	AA-	6,383,236.58	120789	24hr Call
7,398,829.93	3.7529%			7,398,829.93		

### Managed Funds

Face Value (\$)	Monthly Return (%)	Institution	Credit Rating	Funds Name	Current Value (\$)	Deal No.	Reference
2,350,869.63	0.4258%	NSW T-Corp (Cash)	TCc	Short Term Income Fund	2,350,869.63	411310	Builder Deposits
13,145,609.78	2.1207%	NSW T-Corp (LT)	TCI	Long Term Growth Fund	13,145,609.78	538089	
15,496,479.41	1.8635%				15,496,479.41		

### Term Deposits

Maturity Date	Face Value (\$)	Current Rate (%)	Institution	Credit Rating	Purchase Price (\$)	Purchase Date	Current Value (\$)	Deal No.	Accrued Interest (\$)	Next Interest Date	Reference
2-Apr-24	3,000,000.00	5.1100%	Suncorp Bank	A+	3,000,000.00	8-Aug-23	3,099,540.00	544363	99,540.00	At Maturity	
9-Apr-24	2,000,000.00	5.4700%	Suncorp Bank	A+	2,000,000.00	18-Jul-23	2,077,329.32	544322	77,329.32	At Maturity	
16-Apr-24	3,000,000.00	4.9500%	Suncorp Bank	A+	3,000,000.00	23-May-23	3,127,750.68	544113	127,750.68	At Maturity	
23-Apr-24	3,000,000.00	5.1700%	Great Southern Bank	BBB	3,000,000.00	25-May-23	3,132,578.63	544129	132,578.63	At Maturity	
30-Apr-24	3,000,000.00	5.2500%	Suncorp Bank	A+	3,000,000.00	22-Aug-23	3,096,226.03	544409	96,226.03	At Maturity	
1-May-24	3,000,000.00	4.4600%	Westpac Group	AA-	3,000,000.00	28-Apr-23	3,124,269.04	544048	124,269.04	At Maturity	Green
15-May-24	3,000,000.00	5.2000%	Suncorp Bank	A+	3,000,000.00	16-Aug-23	3,097,873.97	544398	97,873.97	At Maturity	

# Waverley Council

## Investment Holdings Report - March 2024



Maturity Date	Face Value (\$)	Current Rate (%)	Institution	Credit Rating	Purchase Price (\$)	Purchase Date	Current Value (\$)	Deal No.	Accrued Interest (\$)	Next Interest Date	Reference
28-May-24	1,000,000.00	5.1500%	Bendigo and Adelaide Bank	BBB+	1,000,000.00	24-Aug-23	1,031,182.19	544423	31,182.19	At Maturity	
28-May-24	3,000,000.00	5.1800%	National Australia Bank	AA-	3,000,000.00	31-Aug-23	3,091,111.23	544449	91,111.23	At Maturity	
20-Aug-24	3,000,000.00	5.0900%	Westpac Group	AA-	3,000,000.00	23-Aug-23	3,092,875.07	544416	92,875.07	At Maturity	Green
20-Aug-24	3,000,000.00	5.1600%	Westpac Group	AA-	3,000,000.00	15-Aug-23	3,019,509.04	544392	19,509.04	Quarterly	Green
27-Aug-24	3,000,000.00	5.4100%	Commonwealth Bank of Australia	AA-	3,000,000.00	29-Aug-23	3,096,046.03	544437	96,046.03	At Maturity	
27-Aug-24	4,000,000.00	5.0500%	Westpac Group	AA-	4,000,000.00	24-Aug-23	4,019,369.86	544424	19,369.86	Quarterly	Green
4-Sep-24	4,000,000.00	4.4000%	Westpac Group	AA-	4,000,000.00	2-Sep-22	4,013,501.37	543279	13,501.37	Quarterly	
4-Sep-24	4,000,000.00	5.2500%	National Australia Bank	AA-	4,000,000.00	5-Sep-23	4,120,246.58	544468	120,246.58	At Maturity	
5-Sep-24	2,000,000.00	5.0300%	Westpac Group	AA-	2,000,000.00	5-Sep-23	2,007,441.64	544467	7,441.64	Quarterly	Green
18-Sep-24	3,000,000.00	5.2000%	Suncorp Bank	A+	3,000,000.00	19-Sep-23	3,083,342.47	544580	83,342.47	At Maturity	
24-Sep-24	1,000,000.00	5.2500%	Suncorp Bank	A+	1,000,000.00	26-Sep-23	1,027,041.10	544534	27,041.10	At Maturity	
24-Sep-24	3,000,000.00	5.2000%	Suncorp Bank	A+	3,000,000.00	23-Jan-24	3,029,490.41	544805	29,490.41	At Maturity	
26-Sep-24	2,000,000.00	5.2200%	Westpac Group	AA-	2,000,000.00	26-Sep-23	2,053,773.15	544533	53,773.15	At Maturity	Green
2-Oct-24	3,000,000.00	5.2400%	Westpac Group	AA-	3,000,000.00	3-Oct-23	3,077,953.97	544556	77,953.97	At Maturity	Green
5-Nov-24	3,000,000.00	5.1700%	Suncorp Bank	A+	3,000,000.00	4-Jan-24	3,037,393.97	544763	37,393.97	At Maturity	
12-Nov-24	2,000,000.00	5.4800%	Suncorp Bank	A+	2,000,000.00	14-Nov-23	2,041,738.08	544722	41,738.08	At Maturity	
4-Dec-24	1,300,000.00	5.2000%	Suncorp Bank	A+	1,300,000.00	6-Mar-24	1,304,815.34	544919	4,815.34	At Maturity	
19-Dec-24	3,000,000.00	5.0200%	Bendigo and Adelaide Bank	BBB+	3,000,000.00	26-Mar-24	3,002,475.62	544960	2,475.62	At Maturity	
26-Feb-25	3,000,000.00	5.0500%	Suncorp Bank	A+	3,000,000.00	28-Feb-24	3,013,697.26	544863	13,697.26	At Maturity	
4-Mar-25	2,000,000.00	2.0200%	Westpac Group	AA-	2,000,000.00	9-Feb-22	2,005,755.62	542329	5,755.62	Quarterly	Green
5-Mar-25	4,000,000.00	5.0800%	Westpac Group	AA-	4,000,000.00	5-Mar-24	4,015,031.23	544912	15,031.23	At Maturity	Green
12-Mar-25	3,000,000.00	4.9500%	Westpac Group	AA-	3,000,000.00	12-Mar-24	3,008,136.99	544931	8,136.99	Quarterly	Green
20-Feb-26	2,000,000.00	4.8500%	Westpac Group	AA-	2,000,000.00	20-Feb-24	2,010,895.89	544856	10,895.89	Quarterly	Green
17-Mar-26	3,000,000.00	4.8400%	Suncorp Bank	A+	3,000,000.00	19-Mar-24	3,005,171.51	544951	5,171.51	Annually	
	85,300,000.00	5.0102%			85,300,000.00		86,963,563.29		1,663,563.29		

### Floating Rate Notes

# Waverley Council

## Investment Holdings Report - March 2024



Maturity Date	Face Value (\$)	Current Rate (%)	Security Name	Credit Rating	Purchase Price (\$)	Purchase Date	Current Value (\$)	Deal No.	Accrued Interest (\$)	Next Coupon Date	Reference
30-Jul-24	2,500,000.00	5.1243%	SUN Snr FRN (Jul24) BBSW+ 0.78%	A+	2,500,000.00	30-Jul-19	2,525,385.73	538331	21,760.73	30-Apr-24	
24-Oct-24	1,000,000.00	5.4701%	GSB Snr FRN (Oct24) BBSW+ 1.12%	BBB	1,000,000.00	24-Oct-19	1,011,770.87	538604	10,190.87	24-Apr-24	
2-Dec-25	2,250,000.00	4.8587%	BEN Snr FRN (Dec25) BBSW+ 0.52%	BBB+	2,250,000.00	2-Dec-20	2,246,348.75	540603	8,386.25	3-Jun-24	
24-Feb-26	1,300,000.00	4.7856%	SUN Snr FRN (Feb26) BBSW+ 0.45%	A+	1,300,000.00	24-Feb-21	1,301,870.61	540958	5,965.61	24-May-24	
4-Mar-26	4,000,000.00	4.9687%	NPBS Snr FRN (Mar26) BBSW+ 0.63%	BBB	4,000,000.00	4-Mar-21	3,972,086.42	540983	15,246.42	4-Jun-24	
15-May-26	1,000,000.00	5.5976%	BEN Snr FRN (May26) BBSW+ 1.25%	BBB+	1,000,000.00	15-May-23	1,012,824.51	544084	7,054.51	15-May-24	
18-Jun-26	4,000,000.00	5.0039%	BEN Snr FRN (Jun26) BBSW+ 0.65%	BBB+	4,000,000.00	18-Jun-21	3,981,237.22	541523	7,677.22	18-Jun-24	
15-Sep-26	3,750,000.00	4.8248%	SUN Snr FRN (Sep26) BBSW+ 0.48%	A+	3,750,000.00	15-Sep-21	3,737,239.38	541877	8,426.88	17-Jun-24	
23-Dec-26	5,000,000.00	4.7637%	CBA Green Snr FRN (Dec26) BBSW+ 0.41%	AA-	5,000,000.00	23-Sep-21	4,972,067.93	541916	4,567.93	24-Jun-24	
	24,800,000.00	4.9530%			24,800,000.00		24,760,831.42		89,276.42		

# Waverley Council

## Accrued Interest Report - March 2024



Investment	Deal No.	Comments	Face Value (\$)	Settlement Date	Maturity Date	Interest Received (\$)	Days	Interest Accrued (\$)	Yield (% pa)
<b>Floating Rate Note</b>									
SUN Snr FRN (Jul24) BBSW+0.78%	538331		2,500,000.00	30-Jul-19	30-Jul-24	0.00	31	10,880.37	5.12%
GSB Snr FRN (Oct24) BBSW+ 1.12%	538604		1,000,000.00	24-Oct-19	24-Oct-24	0.00	31	4,645.84	5.47%
BEN Snr FRN (Dec25) BBSW+0.52%	540603		2,250,000.00	2-Dec-20	2-Dec-25	27,412.94	31	9,289.97	4.86%
SUN Snr FRN (Feb26) BBSW+0.45%	540958		1,300,000.00	24-Feb-21	24-Feb-26	0.00	31	5,283.83	4.79%
NPBS Snr FRN (Mar26) BBSW+0.63%	540983		4,000,000.00	4-Mar-21	4-Mar-26	49,831.10	31	16,889.20	4.97%
BEN Snr FRN (May26) BBSW+ 1.25%	544084		1,000,000.00	15-May-23	15-May-26	0.00	31	4,754.13	5.60%
BEN Snr FRN (Jun26) BBSW+0.65%	541523		4,000,000.00	18-Jun-21	18-Jun-26	49,987.67	31	17,015.57	5.01%
SUN Snr FRN (Sep26) BBSW+0.48%	541877		3,750,000.00	15-Sep-21	15-Sep-26	45,157.19	31	15,374.14	4.83%
CBA Green Snr FRN (Dec26) BBSW+0.41%	541916		5,000,000.00	23-Sep-21	23-Dec-26	58,216.97	31	20,266.89	4.77%
						230,605.87		104,399.94	4.96%
<b>Managed Funds</b>									
NSW T-Corp Defensive Cash Funds	411310				1-Jul-24	0.00	0	9,968.07	5.13%
						0.00		9,968.07	5.13%
<b>Term Deposits</b>									
Westpac Group	542424		4,000,000.00	9-Mar-22	5-Mar-24	17,046.58	4	802.20	1.83%
Westpac Group	543890		3,000,000.00	3-Mar-23	12-Mar-24	149,486.30	11	4,384.93	4.85%
Auswide Bank	543961		3,000,000.00	14-Mar-23	13-Mar-24	144,000.00	12	4,734.25	4.80%
Suncorp Bank	543932		3,000,000.00	13-Mar-23	19-Mar-24	144,315.62	18	6,983.02	4.72%
Suncorp Bank	544363		3,000,000.00	8-Aug-23	2-Apr-24	0.00	31	13,020.00	5.11%
Suncorp Bank	544322		2,000,000.00	18-Jul-23	9-Apr-24	0.00	31	9,291.51	5.47%
Suncorp Bank	544113		3,000,000.00	23-May-23	16-Apr-24	0.00	31	12,612.32	4.95%
Great Southern Bank	544129		3,000,000.00	25-May-23	23-Apr-24	0.00	31	13,172.88	5.17%
Suncorp Bank	544409		3,000,000.00	22-Aug-23	30-Apr-24	0.00	31	13,376.71	5.25%
Westpac Group	544048		3,000,000.00	28-Apr-23	1-May-24	0.00	31	11,363.83	4.46%
Suncorp Bank	544398		3,000,000.00	16-Aug-23	15-May-24	0.00	31	13,249.31	5.20%
Bendigo and Adelaide Bank	544423		1,000,000.00	24-Aug-23	28-May-24	0.00	31	4,373.97	5.15%

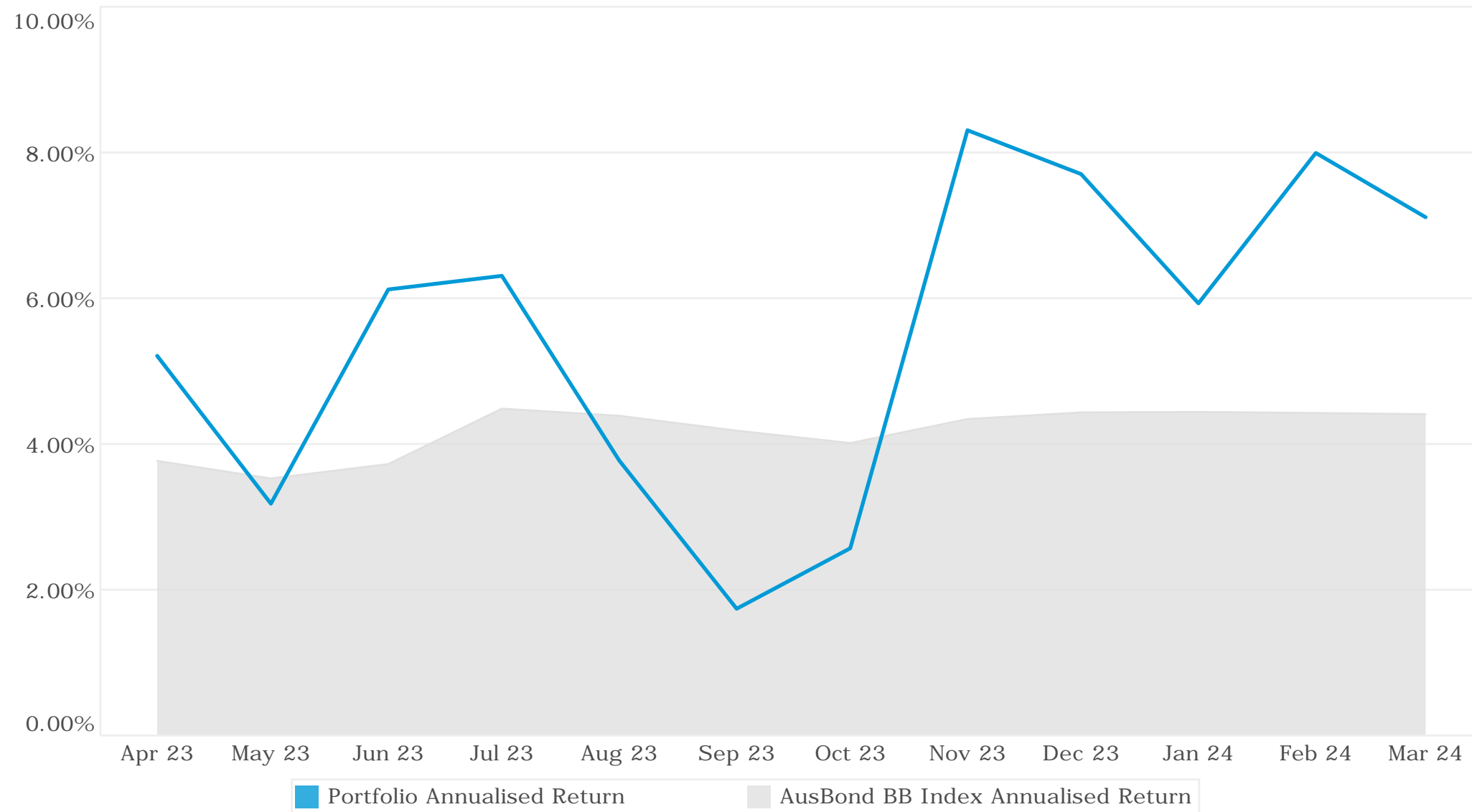
# Waverley Council

## Accrued Interest Report - March 2024



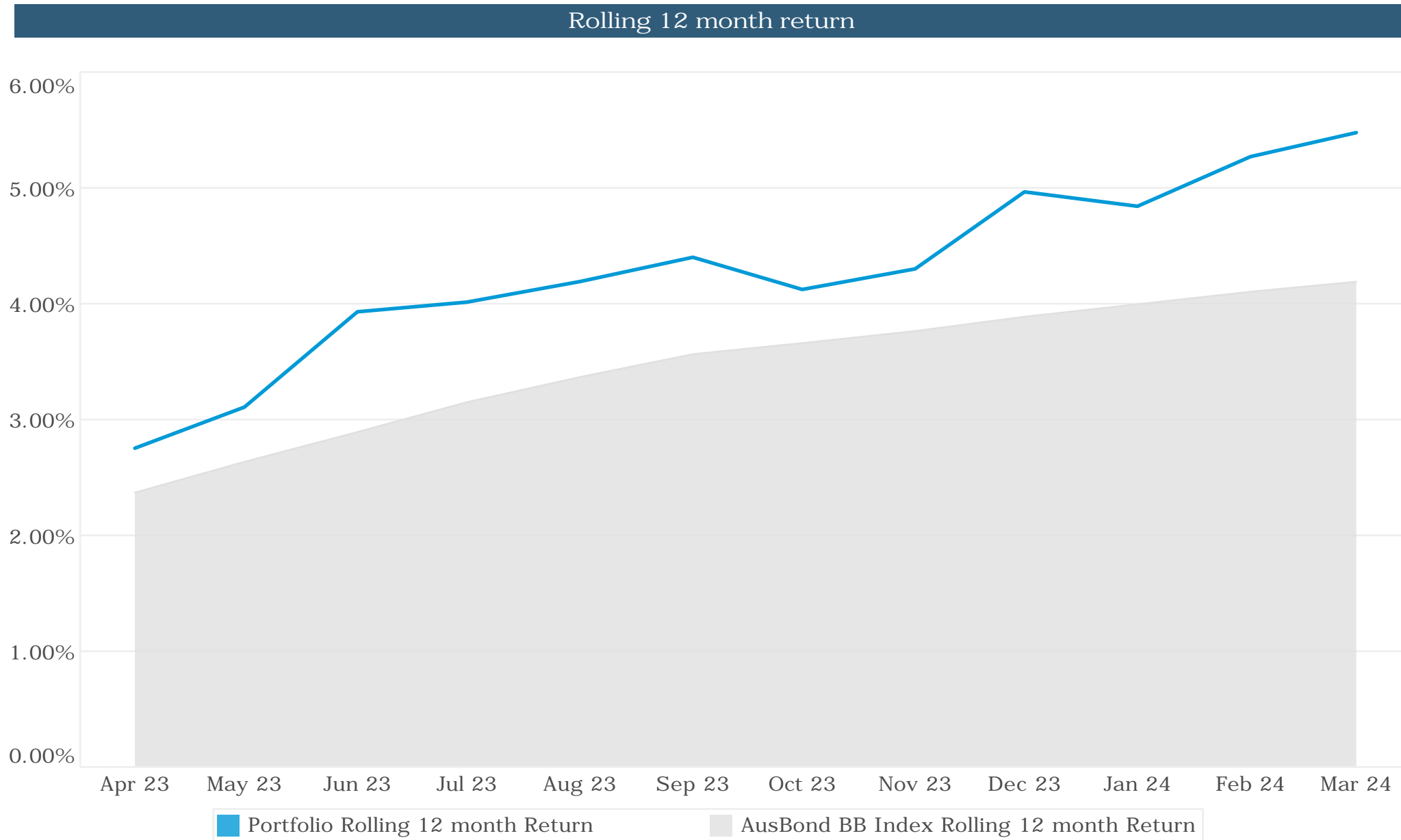
Investment	Deal No.	Comments	Face Value (\$)	Settlement Date	Maturity Date	Interest Received (\$)	Days	Interest Accrued (\$)	Yield (% pa)
National Australia Bank	544449		3,000,000.00	31-Aug-23	28-May-24	0.00	31	13,198.35	5.18%
Westpac Group	544392		3,000,000.00	15-Aug-23	20-Aug-24	0.00	31	13,147.40	5.16%
Westpac Group	544416		3,000,000.00	23-Aug-23	20-Aug-24	0.00	31	12,969.04	5.09%
Commonwealth Bank of Australia	544437		3,000,000.00	29-Aug-23	27-Aug-24	0.00	31	13,784.39	5.41%
Westpac Group	544424		4,000,000.00	24-Aug-23	27-Aug-24	0.00	31	17,156.16	5.05%
National Australia Bank	544468		4,000,000.00	5-Sep-23	4-Sep-24	0.00	31	17,835.62	5.25%
Westpac Group	543279		4,000,000.00	2-Sep-22	4-Sep-24	43,879.45	31	14,947.94	4.40%
Westpac Group	544467		2,000,000.00	5-Sep-23	5-Sep-24	25,081.10	31	8,544.11	5.03%
Suncorp Bank	544580		3,000,000.00	19-Sep-23	18-Sep-24	0.00	31	13,249.32	5.20%
Suncorp Bank	544534		1,000,000.00	26-Sep-23	24-Sep-24	0.00	31	4,458.91	5.25%
Suncorp Bank	544805		3,000,000.00	23-Jan-24	24-Sep-24	0.00	31	13,249.31	5.20%
Westpac Group	544533		2,000,000.00	26-Sep-23	26-Sep-24	0.00	31	8,866.85	5.22%
Westpac Group	544556		3,000,000.00	3-Oct-23	2-Oct-24	0.00	31	13,351.23	5.24%
Suncorp Bank	544763		3,000,000.00	4-Jan-24	5-Nov-24	0.00	31	13,172.87	5.17%
Suncorp Bank	544722		2,000,000.00	14-Nov-23	12-Nov-24	0.00	31	9,308.49	5.48%
Suncorp Bank	544919		1,300,000.00	6-Mar-24	4-Dec-24	0.00	26	4,815.34	5.20%
Bendigo and Adelaide Bank	544960		3,000,000.00	26-Mar-24	19-Dec-24	0.00	6	2,475.62	5.02%
Suncorp Bank	544863		3,000,000.00	28-Feb-24	26-Feb-25	0.00	31	12,867.12	5.05%
Westpac Group	542329		2,000,000.00	9-Feb-22	4-Mar-25	0.00	31	3,431.24	2.02%
Westpac Group	544912		4,000,000.00	5-Mar-24	5-Mar-25	0.00	27	15,031.23	5.08%
Westpac Group	544931		3,000,000.00	12-Mar-24	12-Mar-25	0.00	20	8,136.99	4.95%
Westpac Group	544856		2,000,000.00	20-Feb-24	20-Feb-26	0.00	31	8,238.36	4.85%
Suncorp Bank	544951		3,000,000.00	19-Mar-24	17-Mar-26	0.00	13	5,171.51	4.84%
						523,809.05		354,772.33	4.98%
<b>Grand Totals</b>						<b>754,414.92</b>		<b>469,140.34</b>	<b>4.98%</b>

Annualised Monthly Return



Historical Performance Summary (% pa)			
	Portfolio	Annualised BB Index	Outperformance
Mar 2024	7.11%	4.41%	2.70%
Last 3 months	6.99%	4.42%	2.57%
Last 6 months	6.56%	4.34%	2.22%
Financial Year to Date	5.68%	4.35%	1.33%
Last 12 months	5.48%	4.19%	1.29%





Historical Performance Summary (% actual)			
	Portfolio	Annualised BB Index	Outperformance
Mar 2024	0.59%	0.37%	0.22%
Last 3 months	1.70%	1.09%	0.61%
Last 6 months	3.24%	2.15%	1.09%
Financial Year to Date	4.25%	3.26%	0.99%
Last 12 months	5.48%	4.19%	1.29%

# Waverley Council Environmental Commitments Report - March 2024



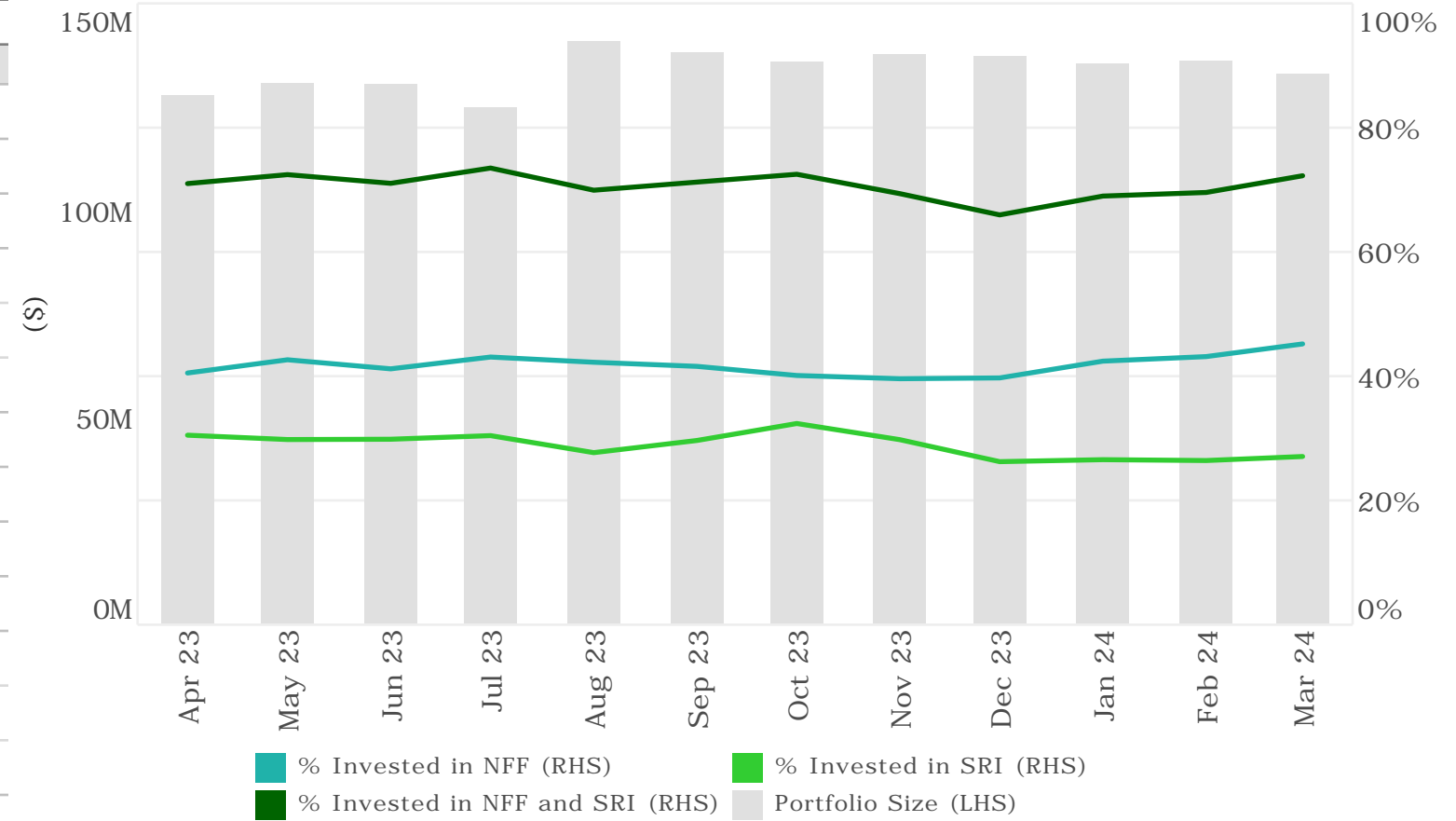
## Current Breakdown

ADI Lending Status *	Current Month (\$)	Previous Month (\$)
<b>Fossil Fuel Lending ADIs</b>		
Commonwealth Bank of Australia	10,398,830	15,255,869
National Australia Bank	7,000,000	7,000,000
Westpac Group	4,000,000	4,000,000
	21,398,830 16%	26,255,869 19%
<b>Non Fossil Fuel Lending ADIs</b>		
Auswide Bank	0	3,000,000
Bendigo and Adelaide Bank	11,250,000	8,250,000
Great Southern Bank	4,000,000	4,000,000
Newcastle Greater Mutual Group	4,000,000	4,000,000
Suncorp Bank	40,850,000	39,550,000
	60,100,000 45%	58,800,000 43%
<b>Other</b>		
NSW T-Corp (Cash)	2,350,870	2,340,902
NSW T-Corp (LT)	13,145,610	12,872,625
	15,496,479 12%	15,213,527 11%
<b>Socially Responsible Investment</b>		
CBA (Green)	5,000,000	5,000,000
Westpac Group (Green TD)	31,000,000	31,000,000
	36,000,000 27%	36,000,000 26%
	132,995,309	136,269,395

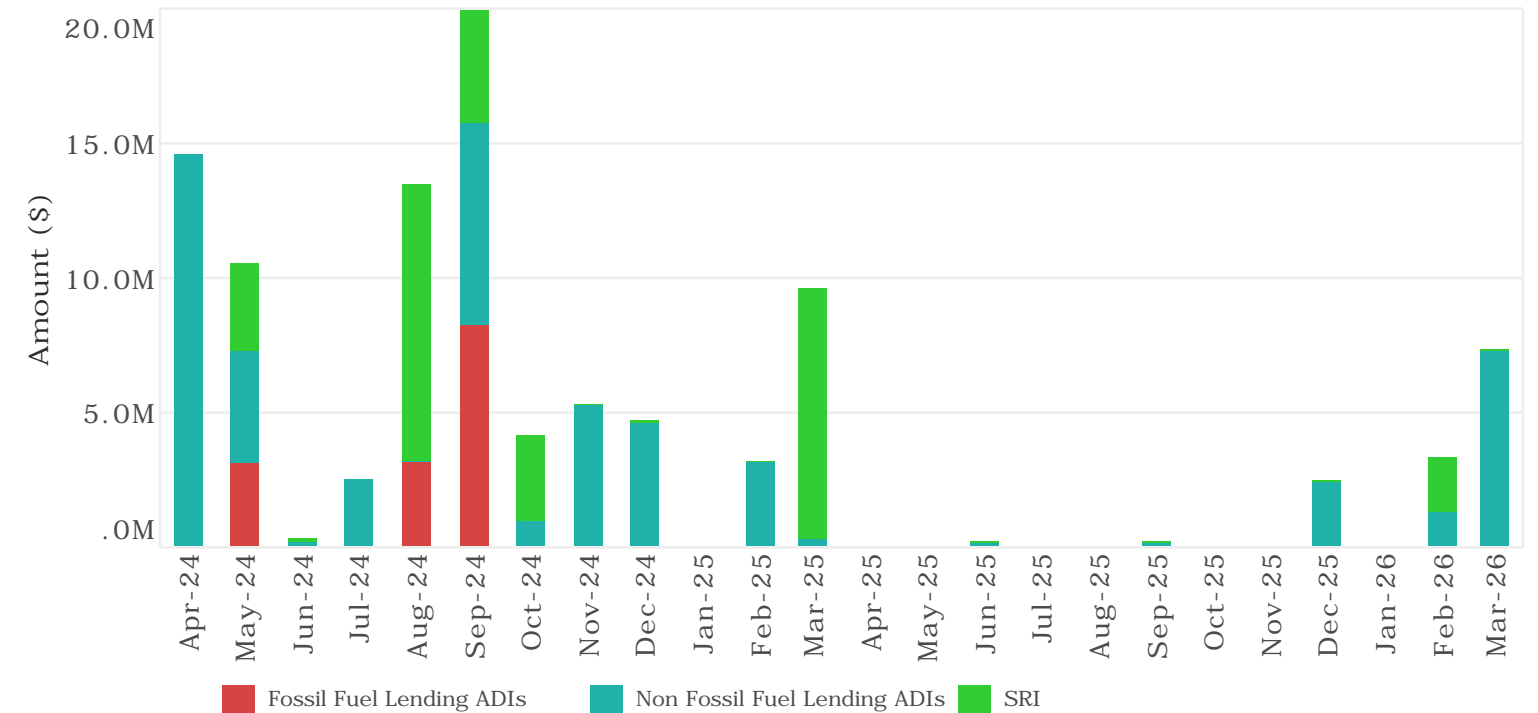
\* source: Marketforces

Percentages may not add up to 100% due to rounding

## Historical Portfolio Exposure to NFF Lending ADIs and SRI



## Upcoming Maturities

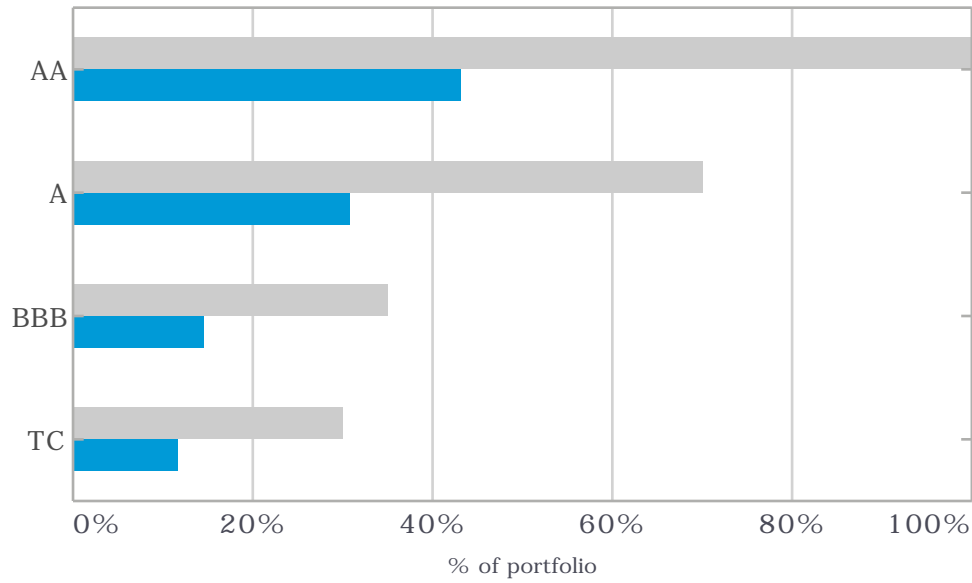


# Waverley Council

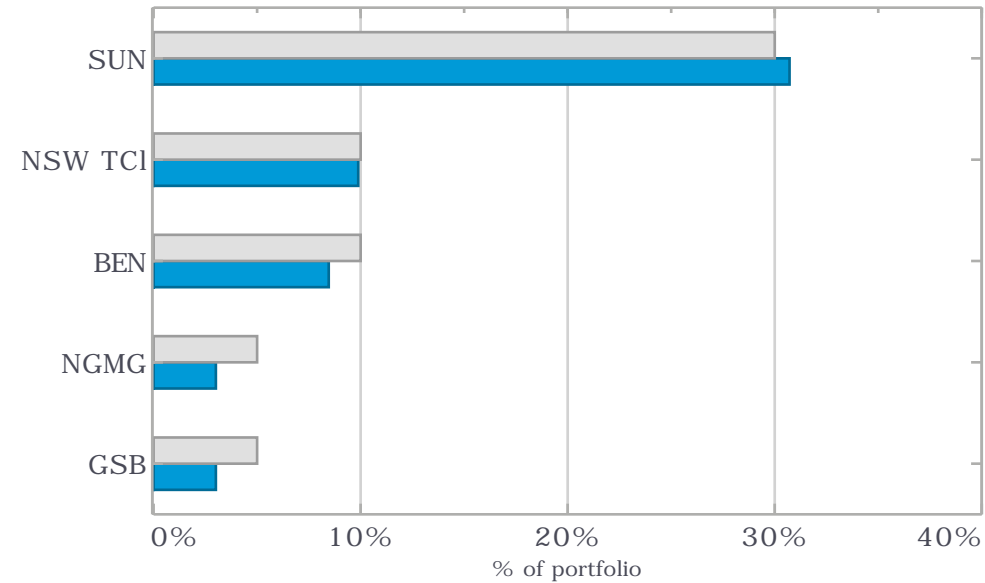
## Investment Policy Compliance Report - March 2024



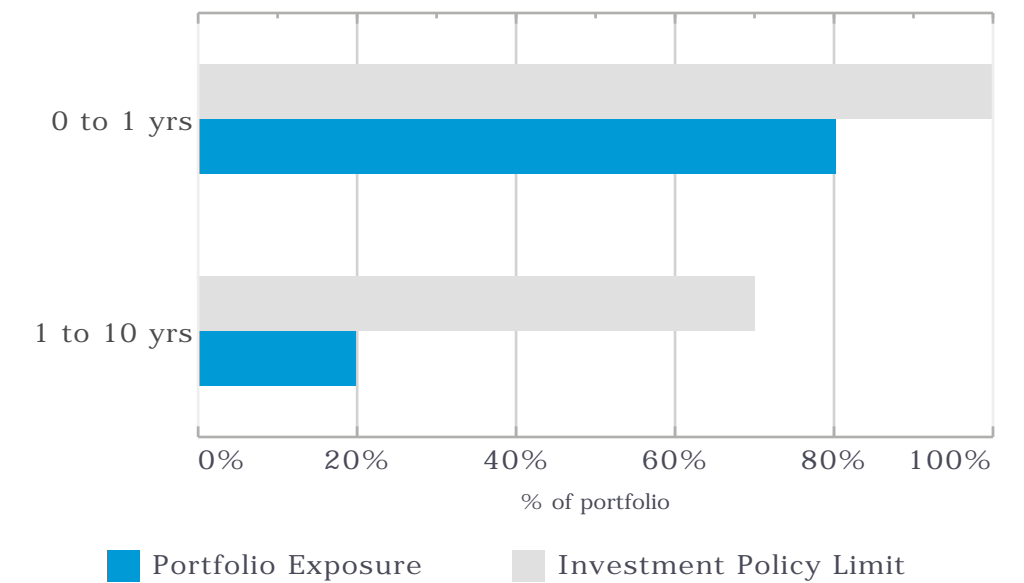
Total Credit Exposure



Individual Institutional Exposures



Term to Maturities



Credit Rating Group	Face Value (\$)	% of Portfolio	Policy Max (%)	Compliance
AA	57,398,830	43%	100%	a
A	40,850,000	31%	70%	a
BBB	19,250,000	14%	35%	a
TC	15,496,479	12%	30%	a
	132,995,309			

Specific Sub Limits	Face Value (\$)	% of Portfolio	Policy Max (%)	Compliance
BBB+	11,250,000	8%	35%	a
BBB	8,000,000	6%	15%	a

Institution	% of Portfolio	Investment Policy Limit (%)	Compliance
Suncorp Bank (A+)	31%	30%	r
NSW T-Corp (TCI)	10%	10%	a
Bendigo and Adelaide Bank (BBB+)	8%	10%	a
Great Southern Bank (BBB)	3%	5%	a
Newcastle Greater Mutual Group (BBB)	3%	5%	a
Westpac Group (AA-)	26%	50%	a
Commonwealth Bank of Australia (AA-)	12%	50%	a
NSW T-Corp (TCc)	2%	10%	a
National Australia Bank (AA-)	5%	50%	a

Term to Maturity	Face Value (\$)	% of Portfolio	Policy Max (%)	Compliance
Between 0 and 1 years	106,695,309	80%	100%	a
Between 1 and 10 years	26,300,000	20%	70%	a
	132,995,309			

Specific Sub Limits	Face Value (\$)	% of Portfolio	Policy Max (%)	Compliance
Between 3 and 10 years	0	0%	50%	a
Between 5 and 10 years	0	0%	25%	a

a = compliant  
r = non-compliant



# Waverley Council

## Cashflows Report - March 2024



### Actual Cashflows for March 2024

Date	Deal No.	Cashflow Counterparty	Asset Type	Cashflow Description	Amount
4-Mar-24	540603	BEN Snr FRN (Dec25) BBSW+ 0.52%	Floating Rate Note	Coupon Date	27,412.94
				<u>Deal Total</u>	<u>27,412.94</u>
4-Mar-24	540983	NPBS Snr FRN (Mar26) BBSW+ 0.63%	Floating Rate Note	Coupon Date	49,831.10
				<u>Deal Total</u>	<u>49,831.10</u>
4-Mar-24	543279	Westpac Group	Term Deposit	During: Interest Received/Paid Dates	43,879.45
				<u>Deal Total</u>	<u>43,879.45</u>
				Day Total	121,123.49
5-Mar-24	542424	Westpac Group	Term Deposit	Maturity: Face Value	4,000,000.00
		Westpac Group	Term Deposit	Maturity: Interest Received/Paid	17,046.58
				<u>Deal Total</u>	<u>4,017,046.58</u>
5-Mar-24	544467	Westpac Group	Term Deposit	During: Interest Received/Paid Dates	25,081.10
				<u>Deal Total</u>	<u>25,081.10</u>
5-Mar-24	544912	Westpac Group	Term Deposit	Settlement: Face Value	-4,000,000.00
				<u>Deal Total</u>	<u>-4,000,000.00</u>
				Day Total	42,127.67
6-Mar-24	544919	Suncorp Bank	Term Deposit	Settlement: Face Value	-1,300,000.00
				<u>Deal Total</u>	<u>-1,300,000.00</u>
				Day Total	-1,300,000.00
12-Mar-24	543890	Westpac Group	Term Deposit	Maturity: Face Value	3,000,000.00
		Westpac Group	Term Deposit	Maturity: Interest Received/Paid	149,486.30
				<u>Deal Total</u>	<u>3,149,486.30</u>
12-Mar-24	544931	Westpac Group	Term Deposit	Settlement: Face Value	-3,000,000.00
				<u>Deal Total</u>	<u>-3,000,000.00</u>
				Day Total	149,486.30
13-Mar-24	543961	Auswide Bank	Term Deposit	Maturity: Face Value	3,000,000.00
		Auswide Bank	Term Deposit	Maturity: Interest Received/Paid	144,000.00

# Waverley Council

## Cashflows Report - March 2024



Date	Deal No.	Cashflow Counterparty	Asset Type	Cashflow Description	Amount
				<u>Deal Total</u>	<u>3,144,000.00</u>
				Day Total	3,144,000.00
15-Mar-24	541877	SUN Snr FRN (Sep26) BBSW+0.48%	Floating Rate Note	Coupon Date	45,157.19
				<u>Deal Total</u>	<u>45,157.19</u>
				Day Total	45,157.19
18-Mar-24	541523	BEN Snr FRN (Jun26) BBSW+0.65%	Floating Rate Note	Coupon Date	49,987.67
				<u>Deal Total</u>	<u>49,987.67</u>
				Day Total	49,987.67
19-Mar-24	543932	Suncorp Bank	Term Deposit	Maturity: Face Value	3,000,000.00
		Suncorp Bank	Term Deposit	Maturity: Interest Received/Paid	144,315.61
				<u>Deal Total</u>	<u>3,144,315.61</u>
19-Mar-24	544951	Suncorp Bank	Term Deposit	Settlement: Face Value	-3,000,000.00
				<u>Deal Total</u>	<u>-3,000,000.00</u>
				Day Total	144,315.61
25-Mar-24	541916	CBA Green Snr FRN (Dec26) BBSW+0.41%	Floating Rate Note	Coupon Date	58,216.97
				<u>Deal Total</u>	<u>58,216.97</u>
				Day Total	58,216.97
26-Mar-24	544960	Bendigo and Adelaide Bank	Term Deposit	Settlement: Face Value	-3,000,000.00
				<u>Deal Total</u>	<u>-3,000,000.00</u>
				Day Total	-3,000,000.00
				<u>Total for Month</u>	<u>-545,585.09</u>

### Forecast Cashflows for April 2024

Date	Deal No.	Cashflow Counterparty	Asset Type	Cashflow Description	Amount
2-Apr-24	544363	Suncorp Bank	Term Deposit	Maturity: Face Value	3,000,000.00
		Suncorp Bank	Term Deposit	Maturity: Interest Received/Paid	99,960.00
				<u>Deal Total</u>	<u>3,099,960.00</u>

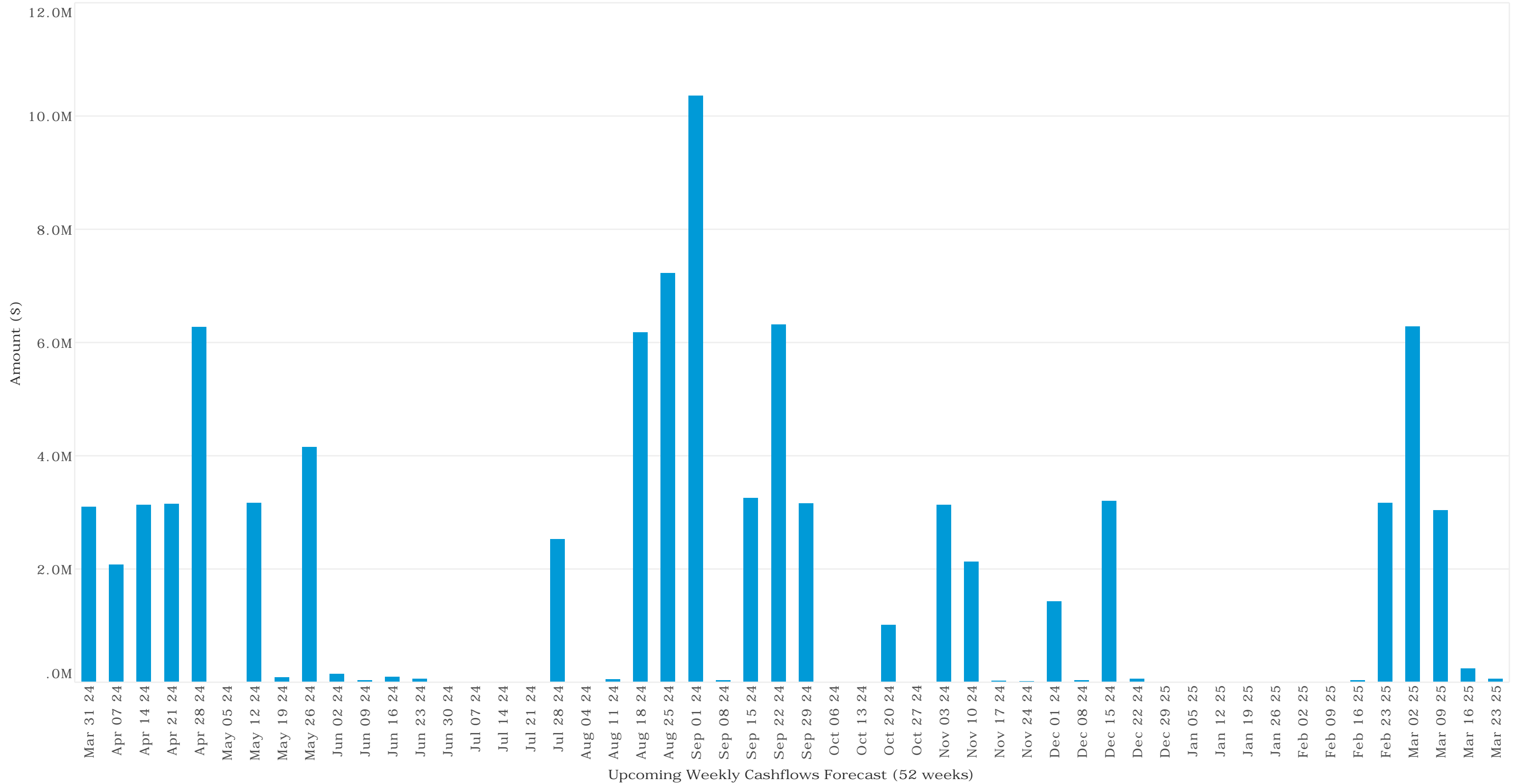
# Waverley Council

## Cashflows Report - March 2024



Date	Deal No.	Cashflow Counterparty	Asset Type	Cashflow Description	Amount
				Day Total	3,099,960.00
9-Apr-24	544322	Suncorp Bank	Term Deposit	Maturity: Face Value	2,000,000.00
		Suncorp Bank	Term Deposit	Maturity: Interest Received/Paid	79,727.13
				<u>Deal Total</u>	<u>2,079,727.13</u>
				Day Total	2,079,727.13
16-Apr-24	544113	Suncorp Bank	Term Deposit	Maturity: Face Value	3,000,000.00
		Suncorp Bank	Term Deposit	Maturity: Interest Received/Paid	133,853.42
				<u>Deal Total</u>	<u>3,133,853.42</u>
				Day Total	3,133,853.42
23-Apr-24	544129	Great Southern Bank	Term Deposit	Maturity: Face Value	3,000,000.00
		Great Southern Bank	Term Deposit	Maturity: Interest Received/Paid	141,927.13
				<u>Deal Total</u>	<u>3,141,927.13</u>
				Day Total	3,141,927.13
24-Apr-24	538604	GSB Snr FRN (Oct24) BBSW+ 1.12%	Floating Rate Note	Coupon Date	13,637.78
				<u>Deal Total</u>	<u>13,637.78</u>
				Day Total	13,637.78
30-Apr-24	538331	SUN Snr FRN (Jul24) BBSW+ 0.78%	Floating Rate Note	Coupon Date	31,939.13
				<u>Deal Total</u>	<u>31,939.13</u>
30-Apr-24	544409	Suncorp Bank	Term Deposit	Maturity: Face Value	3,000,000.00
		Suncorp Bank	Term Deposit	Maturity: Interest Received/Paid	108,739.73
				<u>Deal Total</u>	<u>3,108,739.73</u>
				Day Total	3,140,678.86
				<u>Total for Month</u>	<u>14,609,784.31</u>

# Waverley Council Cashflows Report - March 2024





# Waverley Council Cashflows Report - March 2024

